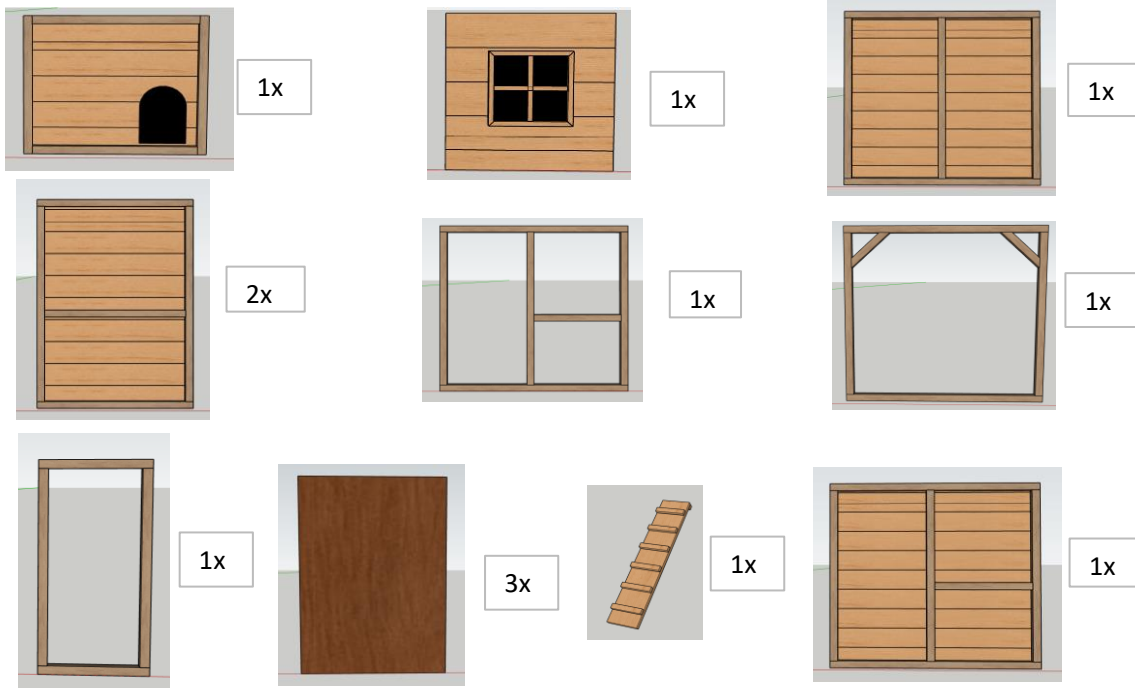


Kippenhok Nelly



Benodigheden:

- Schroefmachine
- Rolmaat
- Bit pz2
- Bit pz1
- Boortje 4mm (is meegeleverd)
- *ALLE SCHROEVEN VOORBOREN***



Dakbedekking
-1x 240x95cm




Spie
-4x 85cm



Lat

- 2x 71,4cm (30x16mm)
- 2x 34cm (65x16mm)
- 2x daktrim 121,5cm
- 2x daktrim 95cm



Balk 44x44mm

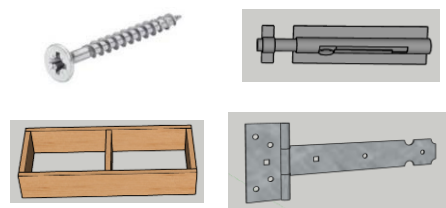
- 1x 79cm
- 2x 120cm
- 1x 57cm



Overige

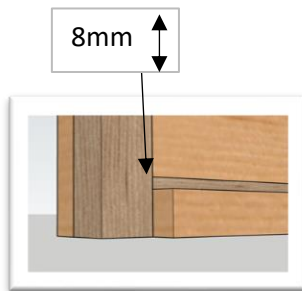
- 1x Konijntoilet
- 4x Geheng 20cm
- 2x schuifslot

- 38x Schroef 70mm
- 24x Schroef 40mm
- 60x Schroef 30mm
- 20x Schroef 20mm



1.

2x Lat 30x16mm - 2x 71,4cm
6x Schroef 30mm

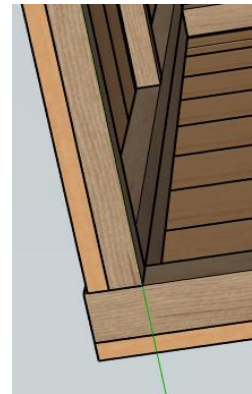


2.

3x Schroef 70mm



Onder/bovenaanzicht



3.

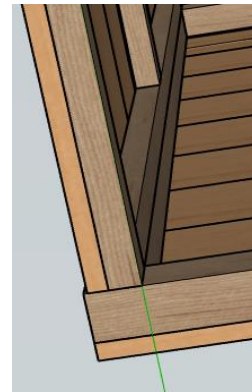
3x Schroef 70mm



4.

3x Schroef 70mm

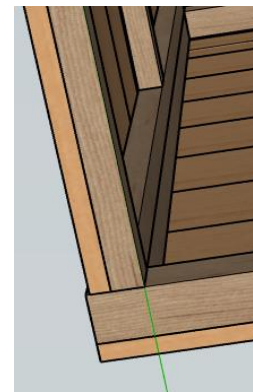
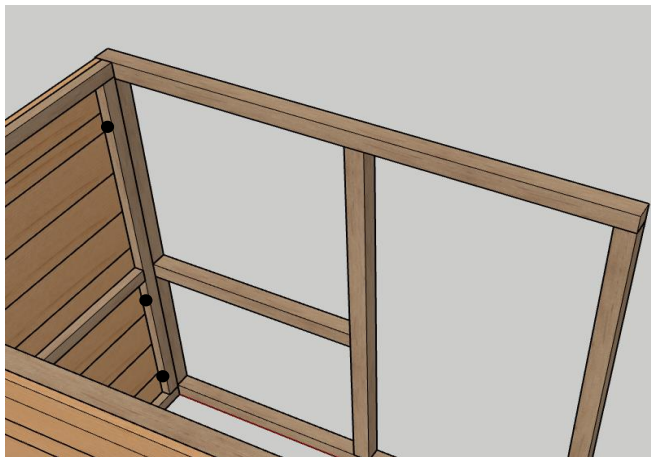
Onder/bovenaanzicht



5.

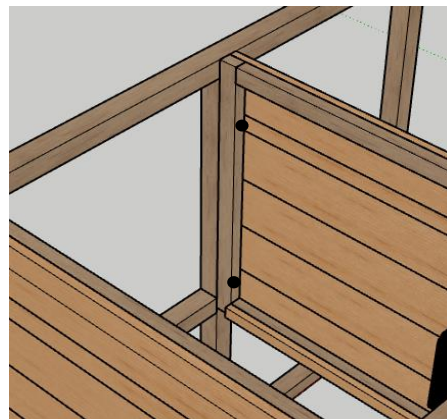
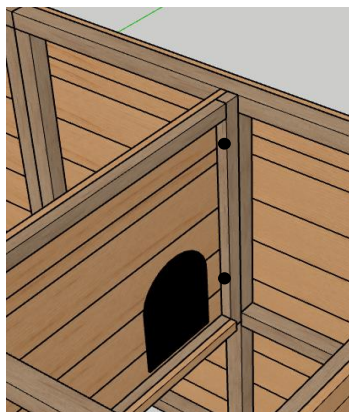
3x Schroef 70mm

Onder/bovenaanzicht



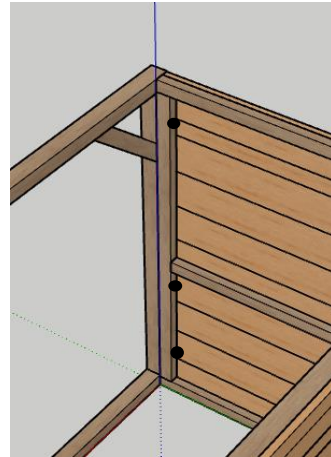
6.

4x Schroef 70mm



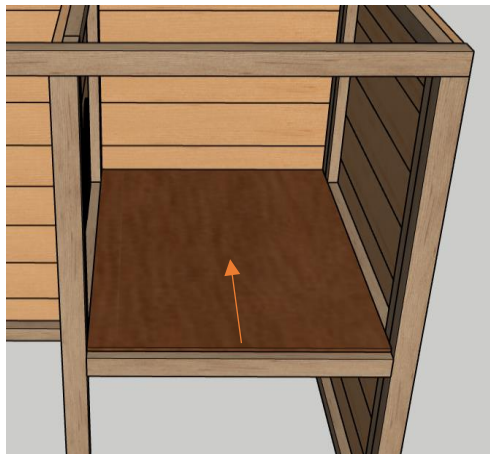
7.

6x Schroef 70mm



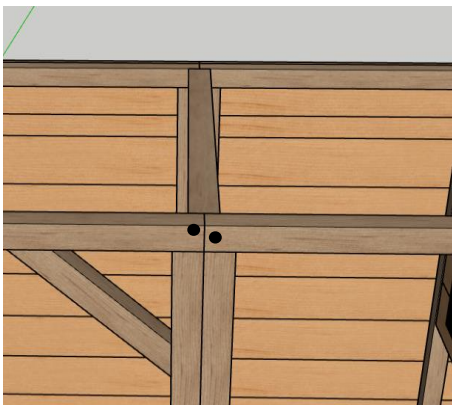
8.

1x betonplex 55x85cm



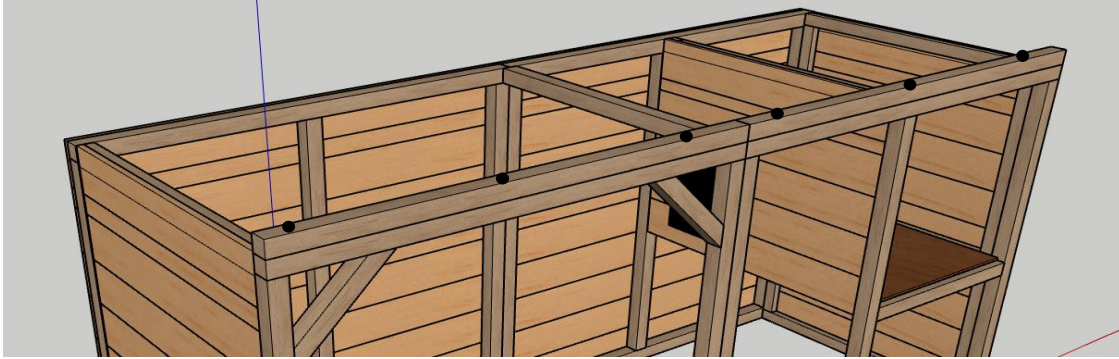
9.

**1x Balk 44x44mm - 79cm
4x Schroef 70mm**



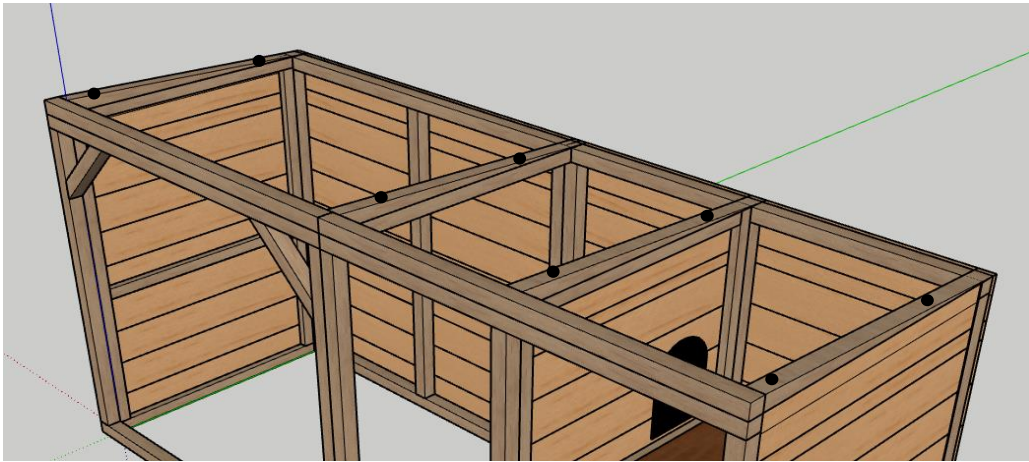
10.

2x Balk 44x44mm - 120cm
6x Schroef 70mm



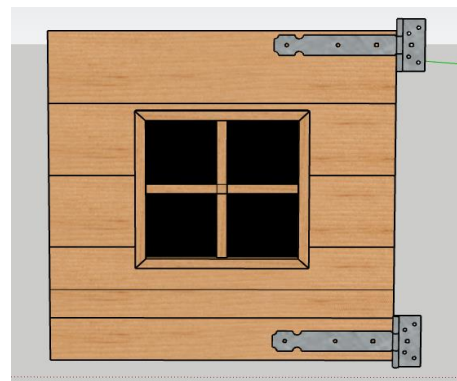
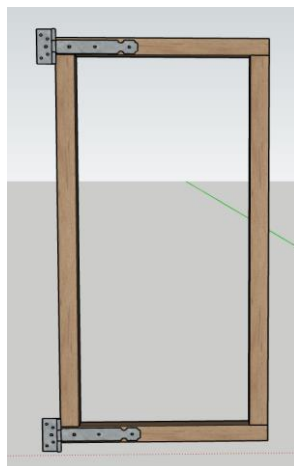
11.

4x *spie* 85cm
4x Schroef 70mm
4x Schroef 40mm



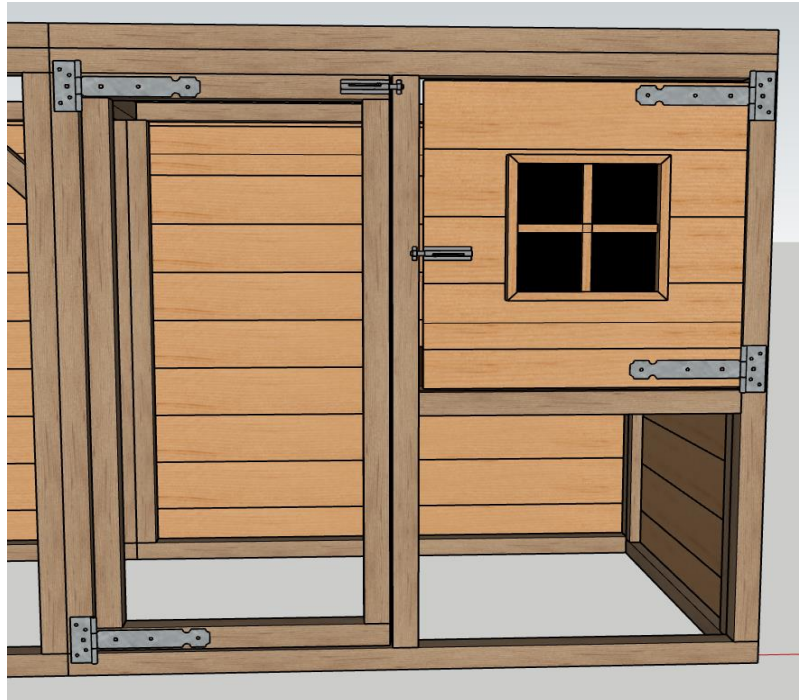
12.

4x geheng 20cm
12x Schroef 30mm



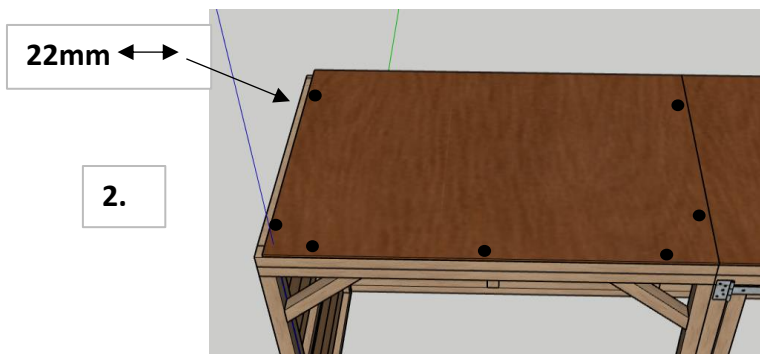
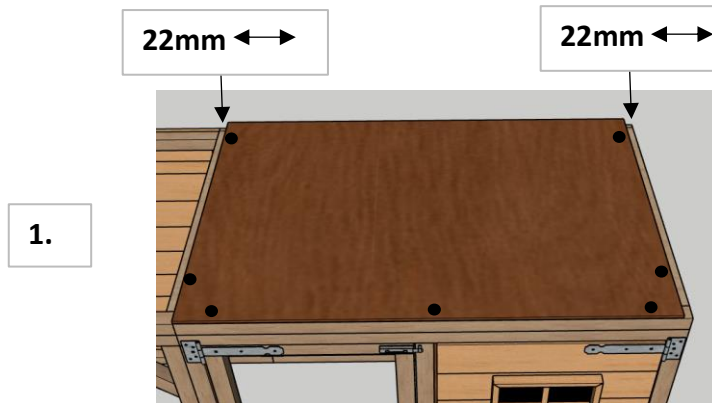
13.

2x Schuifslot
8x Schroef 40mm
16x Schroef 20mm



14.

2x betonplex 117,8x91,8cm
14x Schroef 30mm



15.

1x dakbedekking 240x95cm



1.
Verdeel de dakbedekking over de betonplex platen. Zorg dat de smalle strook folie aan de boven en voorzijde zit. Verwijder hierna de folie.



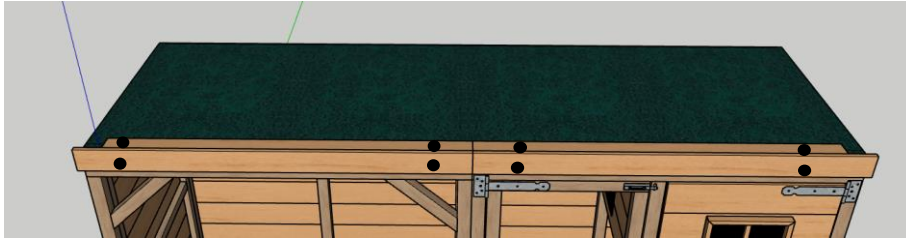
2.
Verwijder de folie van de onderzijde en verdeel hierna de dakbedekking over de betonplex platen.

- Voorzijde gelijk
- Linker + rechterkopzijde gelijke overstek
- Achterzijde steekt door.



16.

2x Daktrim 95cm
2x Daktrim 121,5cm
16x Schroef 30mm



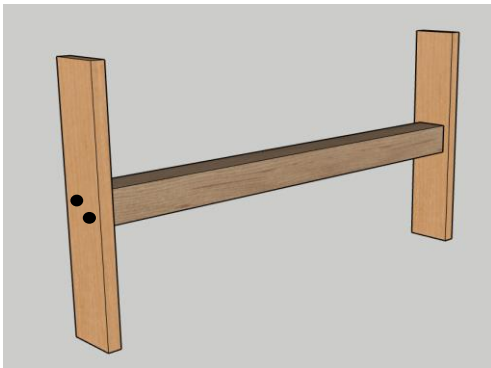
1.



2.

17.

2x Lat 65x16mm -34cm
1x Balk 44x44mm - 57cm
1x Legbak
12x Schroef 30mm



1.


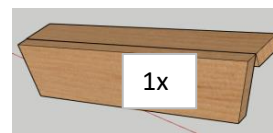
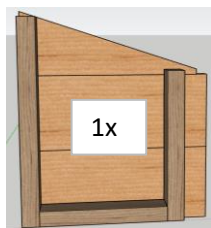
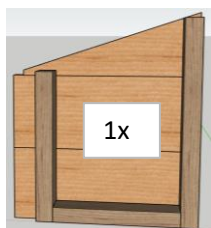



2.

Legnest

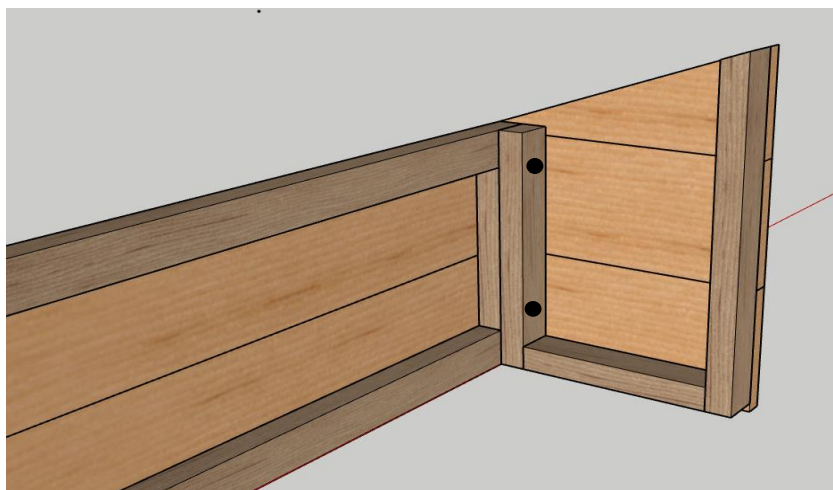


4x Schroef 60mm
4x Schroef 40mm
16x Schroef 30mm



1.

2x schroef 40mm



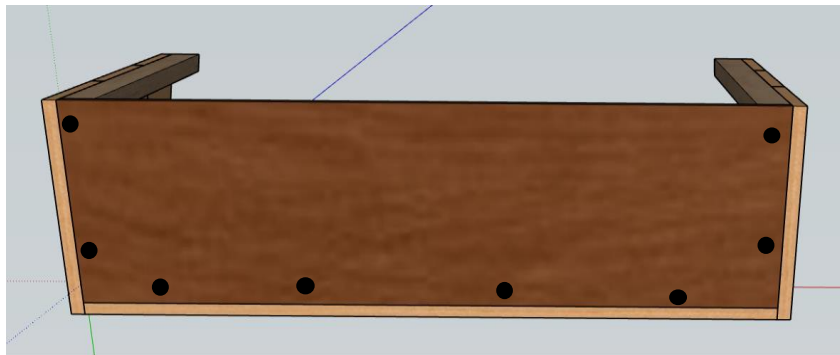
2.

2x schroef 40mm

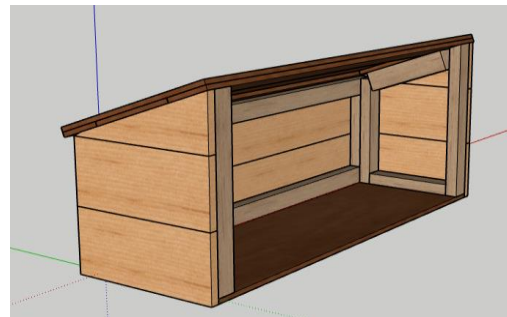


3.

8x schroef 30mm




4.



5.

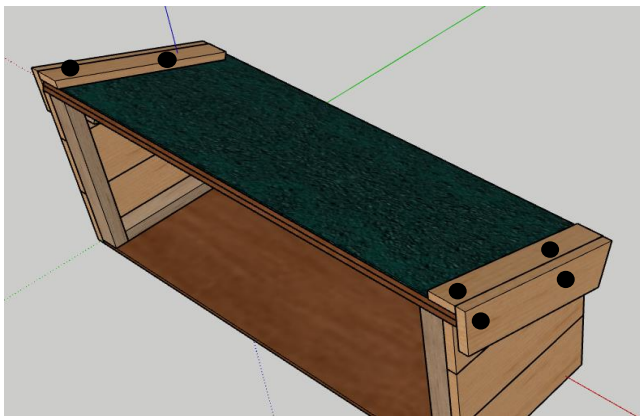
1x dakbedekking 34x85cm

Plak de dakbedekking op de deksel



6.

8x Schroef 30mm



7.

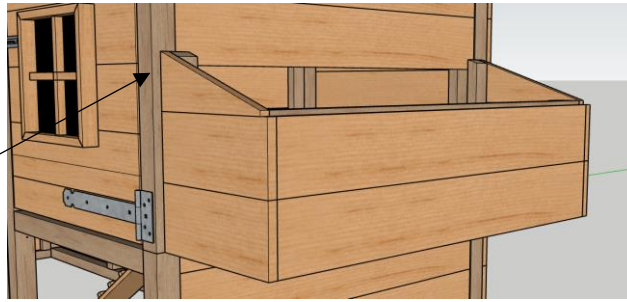
Verwijder twee planken aan de kopzijde



8.

4x schroef 60mm

16mm



54,4cm

